


Approved Social/Email Graphic Templates


SPONSORS


Email Signatures - for Sponsors



Includes option to personalize with your booth #!

Social Media Post - Overlay graphics/tags for social media posts







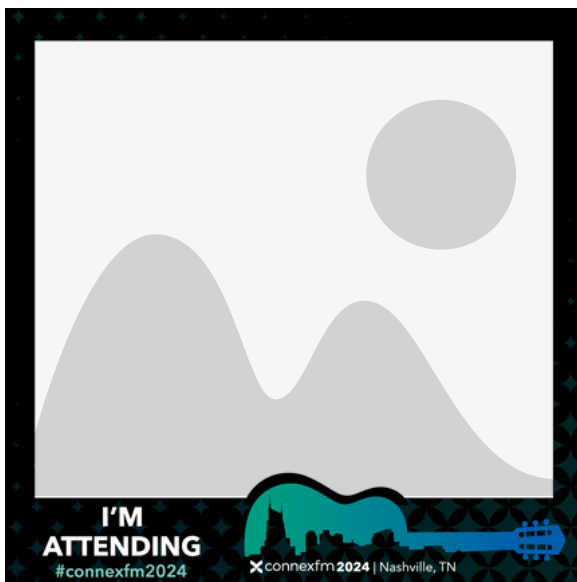
Approved Social/Email Graphic Templates


FM / PARTNERS / GENERAL ATTENDEES

Email Signatures



Social Media Post - Overlay graphics/tags for social media posts







Approved Social/Email Graphic Templates


EXHIBITORS


Email Signatures



Includes option to personalize with your booth #!

Social Media Post - Overlay graphics/tags for social media posts





Using Editable & Frame Templates

When using one of the social media templates, all images are provided with a “transparent” background so these approved social graphics can be used with your own person social media post for your company.

When using one of the editable/personalizable email graphics with your booth number, we gave you the flexibility to add a text overlay with your booth number.

You will need to use a computer program that allows you to upload an image or graphic AND the ability add additional text/graphic to the image. There are multiple options available such as:

- **Canva (free)** - a free creative/design tool including image and text editing
- **Powerpoint/Word** - yes you can easily upload, edit, and export images in this Microsoft product. Simply layer the approved graphic on top of your social media post graphic. Group the two together and export as a new image from Word or Powerpoint.
- **Adobe InDesign/Photoshop/Illustrator (\$)** - typically used by marketers/designers